

Reusable FREE version for 30 days!  
POS cash register software by [ProKassa.nl](https://prokassa.nl)

**Tested version since 2021 !**

You can use this reusable FREE version free for 30 days!

Have anyquestion? Mail [verkoop@prokassa.nl](mailto:verkoop@prokassa.nl)

Please see below for more information about the reusable 30-day WinKassa LICHT POS Software manual.

If you want to add your own products, first delete the DEMO products and groups before adding your own items.

For feedback or to request a new version, please contact: [verkoop@prokassa.nl](mailto:verkoop@prokassa.nl)

WinKassa.nl provides free versions of its software “as is” and without any warranty. WinKassa.nl shall not be liable for any data loss, system errors, security issues, or other technical malfunctions arising from the use of any free version. The end user is solely responsible for verifying the integrity and security of all downloaded files, including performing virus and malware scans prior to use. "

Includes advanced inventory management with no limits on products, product groups, or VAT rates. Comes minimum with at least 25 groups and 625 quick-access buttons. Easily expand the system with additional features such as barcode scanning and detailed reporting to further optimize your sales process. You will also find many more free extras and powerful features included within the software.

You get this version free for 30 days! Have anyquestion? Mail [verkoop@prokassa.nl](mailto:verkoop@prokassa.nl)

Please see below for more information about the reusable 30-day WinKassa LICHT POS Software manual.

**How to delete DEMO products, groups, and sample data.**

For any feedback or to request a new version, please contact: [verkoop@prokassa.nl](mailto:verkoop@prokassa.nl)

WinKassa.nl provides free versions of its software “as is” and without any warranty. WinKassa.nl shall not be liable for any data loss, system errors, security issues, or other technical malfunctions arising from the use of any free version. The end user is solely responsible for verifying the integrity and security of all downloaded files, including performing virus and malware scans prior to use.

**WinKassa / WinRetail POS**

**User Manual**

---

## 1. System Requirements

- WinKassa.nl Light version 1928
- Compatible with **all Windows versions**, including XP en **Windows 11** .
- **This is an older version Free Demo. You can purchase a lates version .**

Feedback [verkoop@proKassa.nl](mailto:verkoop@proKassa.nl)

Reusable FREE version for 30 days!

POS cash register software by [ProKassa.nl](http://ProKassa.nl)

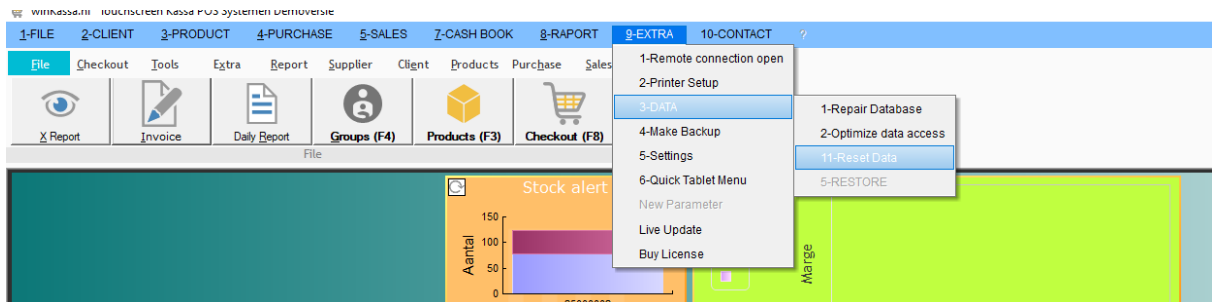
---

## 2. Installation

1. Open the ZIP file
  2. Copy the **BircanWKL** folder to C:\
    - Example: C:\BircanWKL
  3. From C:\BircanWKL, locate **BircanWKL.exe** and:
    - Create a **desktop shortcut**, or
    - Pin it to the **taskbar**, or
    - Add it to **favorites**
- 

## 3. Reset ( DELETE) Sample Data (Products & Sales) :

The software includes sample products and product groups for demonstration purposes. You may review, use, modify, or DELETE/RESET them as needed, as described below.



Reusable FREE version for 30 days!

POS cash register software by [ProKassa.nl](http://ProKassa.nl)



#### To reset the sample data:

1. From the main Admin screen:
  - o Go to **Menu 9 – Extra**
  - o Select **3 – Data**
  - o Select **11 – Reset Data**
2. When prompted, select **YES**.
3. In the Reset window:
  - o **2 – Reset Sales**: Select option 2 and check rows **3, 4, and 5** (orange rows).
  - o **1 – Reset Product and Group**: Select the first two yellow rows.
4. Click the **red triangle icon** on the right side.
5. Confirm again by selecting **YES**.
6. You have now re-enabled the 30-day trial again

The sample data will now be deleted successfully. Restart the software to activate the 30-day free trial again.

Also you can delete data as

from C:\BircanWKL\DataWKL

Reusable FREE version for 30 days!

POS cash register software by [ProKassa.nl](http://ProKassa.nl)

#### 4. Company Registration Details

Before entering your own products, complete the registration details.

Registrant

winKASSA.nl

Select an image

OK

Cancel

General Fiscal iWe Bank Place License User Invoice Number

WinKassa Software Licensed for;

Company

Name

Surname

Phone

Fax

Address

Post Code 2522LS City AMSTERDAM

Mobile Nr:

Country: Netherlands

Continent: Europe

Header

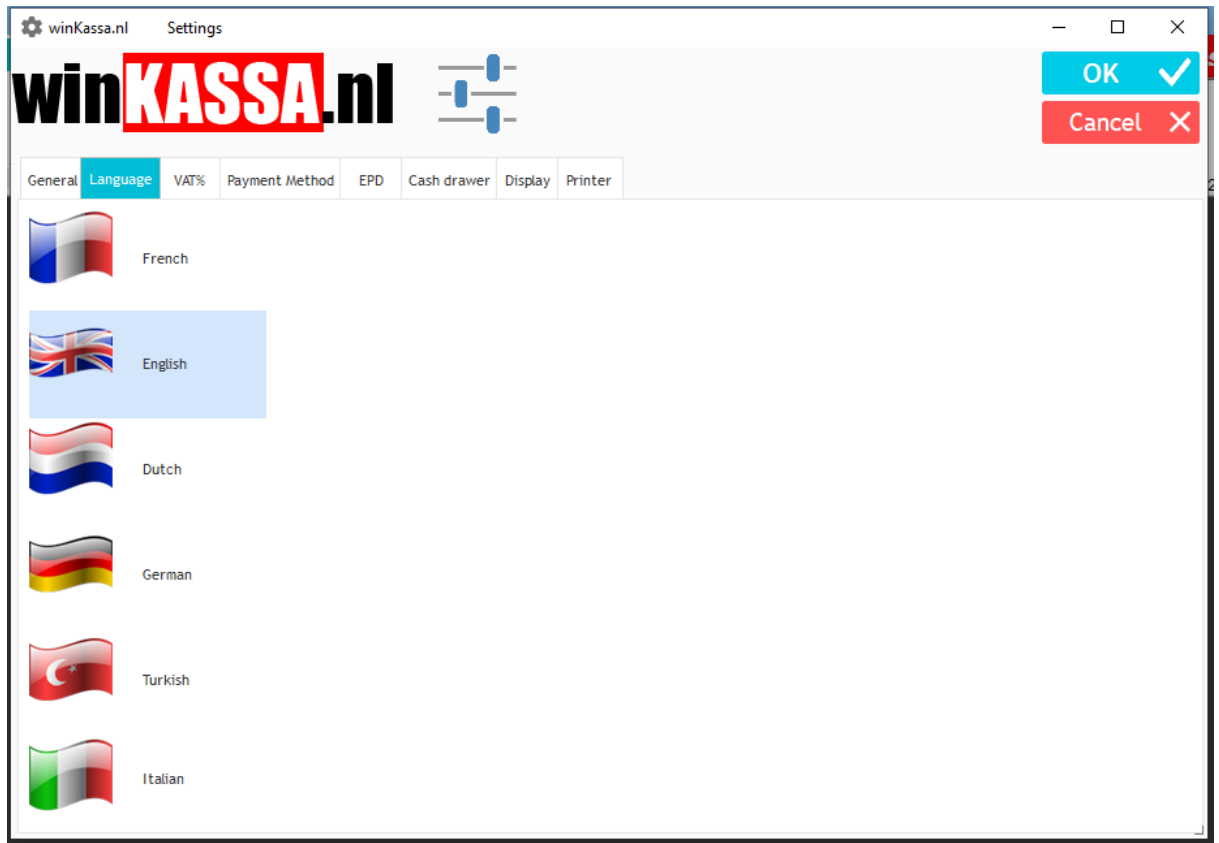
Invoice Header

1. Menu **1** – **File**
2. **7** – **User / Registrant**
3. Enter:
  - City
  - Postal Code
  - Country
4. Save using **F5** or **OK**

#### 5. Language Settings

Reusable FREE version for 30 days!

POS cash register software by [ProKassa.nl](https://prokassa.nl)



1. Menu **9 – Extra**
  2. **5 – Settings**
  3. Open **Language (Tab 2)**
  4. Select your preferred language
  5. Save with **F5** or **OK**
-

Reusable FREE version for 30 days!

POS cash register software by [ProKassa.nl](https://prokassa.nl)

## 6. VAT (Tax) Configuration

- There is **no limit** to the number of VAT rates.

The screenshot shows the 'winKASSA.nl Settings' window with the 'VAT%' tab selected. The window has a title bar with standard OS controls and a 'winKASSA.nl' logo. Below the logo is a navigation bar with tabs: General, Language, VAT%, Payment Method, EPD, Cash drawer, Display, and Printer. The 'VAT%' tab is active, displaying a table with columns 'TAX Rate' and 'VAT Label'. The table contains three rows: '0' with 'Verpakking', '9' with 'Laag / Food', and '21' with 'Hoog / Non Food'. To the right of the table is a 'Delete' button with a trash icon. Further right is a 'VAT Percentage' section with two checkboxes: 'Automatically change sales price' and 'Change group VAT rates automatically', both of which are currently unchecked. At the top right of the window are 'OK' and 'Cancel' buttons.

TAX Rate	VAT Label
0	Verpakking
9	Laag / Food
21	Hoog / Non Food

**VAT Percentage**

☐ Automatically change sales price

☐ Change group VAT rates automatically

To configure VAT rates:

- Menu **9 – Extra**
- 5 – Settings**
- VAT (Tab 3)**
- Enter:
  - VAT percentage in the left column
  - Description in the right column
- Save with **F5** or **OK**

Reusable FREE version for 30 days!

POS cash register software by [ProKassa.nl](https://prokassa.nl)

## 7. Receipt / Ticket Settings

The screenshot shows the 'winKASSA.nl Settings' window with the 'Cash drawer' tab selected. The window has a title bar with standard OS controls and buttons for 'OK' and 'Cancel'. Below the title bar is a navigation bar with tabs: General, Language, VAT%, Payment Method, EPD, Cash drawer (active), Display, and Printer. The main content area is titled 'Cash Drawer Configuration'. It includes a checkbox for 'Cash and Save button (Not Open Cash Drawer )', an 'Opening Amount of Cash Register' input field, and a section for 'Ticket Header and Footer'. The 'Ticket Header and Footer' section is divided into two columns: 'Ticket Title / Header' and 'Bottom message'. The 'Ticket Title / Header' column has input fields for Name, Address, Post Code\_City, and Tel:. The 'Bottom message' column has input fields for Line 1 Bottom and Line 2 Bottom, each repeated twice. There are also input fields for 'Type Port' (set to COM), 'Port number' (set to 1), and 'Bauds Rate' (set to 19200), with 'Save' and 'Test Port' buttons.

### 7.1 Receipt Header

1. Menu 9 – Extra
2. 5 – Settings
3. Cash Drawer (Tab 6)

#### Ticket Title / Header

- Store name
- Address
- Postal code and city
- Phone number

Note: Store names longer than **20 characters** may not display correctly  
(This limitation is removed in the Pro version.)

#### Bottom Message

- Return policy
- Social media links
- Custom customer messages

Feedback

[verkoop@prokassa.nl](mailto:verkoop@prokassa.nl)


Reusable FREE version for 30 days!

POS cash register software by [ProKassa.nl](https://prokassa.nl)

Save using **F5** or **OK**

---

## 8. Customer Display Settings



The screenshot shows the 'winKASSA.nl Settings' window. The 'Display' tab is selected. The 'Customer Display Configuration' section includes a 'Display Port Name' dropdown set to 'COM1', a 'Test Display Port' button, and an 'Activate VGADisplay' checkbox. Below this, the 'Customer Display Message' section has two input lines, each labeled 'Max: 2x20 Chr'. The 'winKASSA.nl' logo is in the top left, and 'OK' and 'Cancel' buttons are in the top right.

Supported displays:

- Serial Display
- VGA Display

1. Menu **9 – Extra**
2. **5 – Settings**
3. **Display (Tab 7)**

- Select the COM port connected to the customer display
- Maximum **20 characters per line**

Example:

Welcome to  
Your Shop Name

Save with **F5** or **OK**

---

## 9. USB Printer Configuration

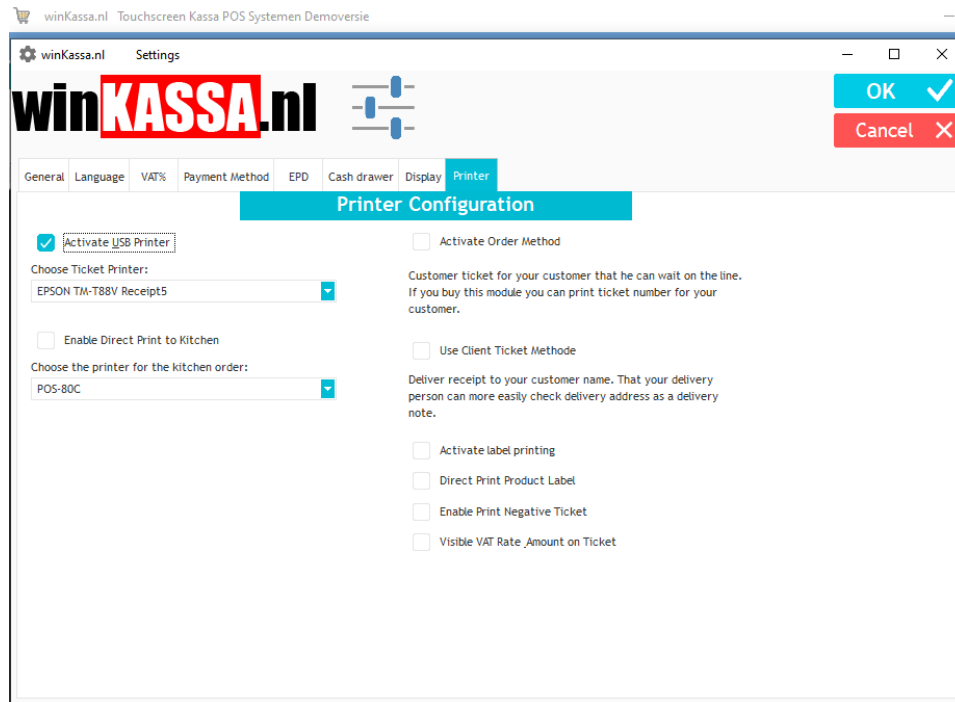
Feedback

[verkoop@prokassa.nl](mailto:verkoop@prokassa.nl)



Reusable FREE version for 30 days!

POS cash register software by [ProKassa.nl](https://prokassa.nl)



1. Menu **9 – Extra**
2. **5 – Settings**
3. **Printer / Display (Tab 7)**

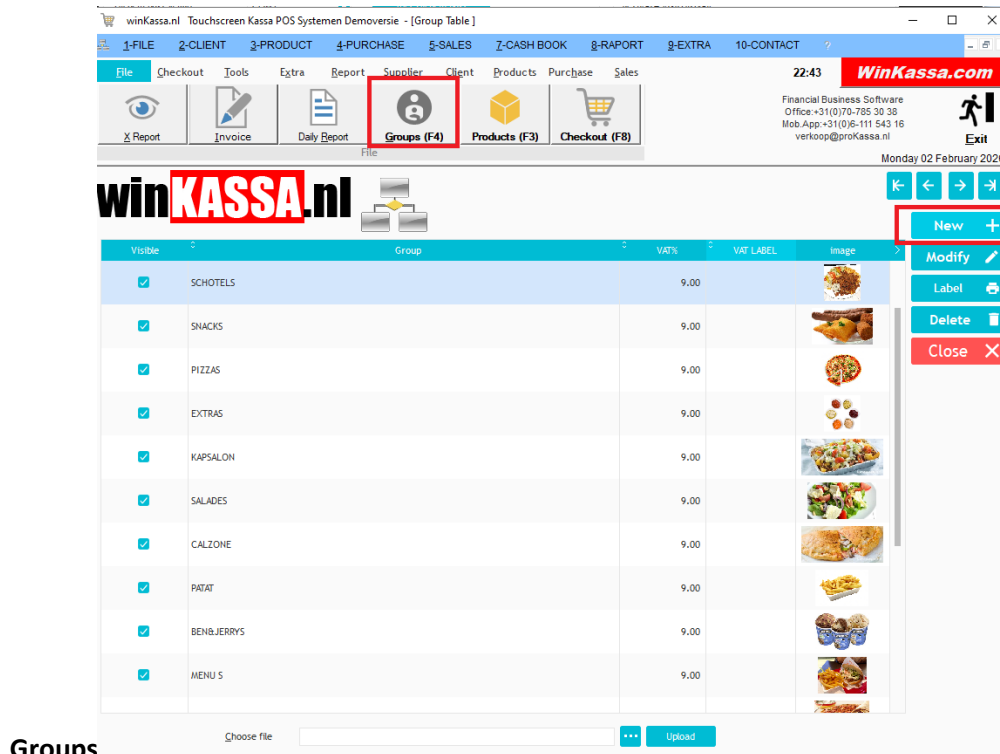
- Select your USB printer
- Activate using **Activate USB Printer**
- To show VAT rates on receipts, enable:
  - **Visible VAT rate on Ticket**

Save changes with **F5** or **OK**

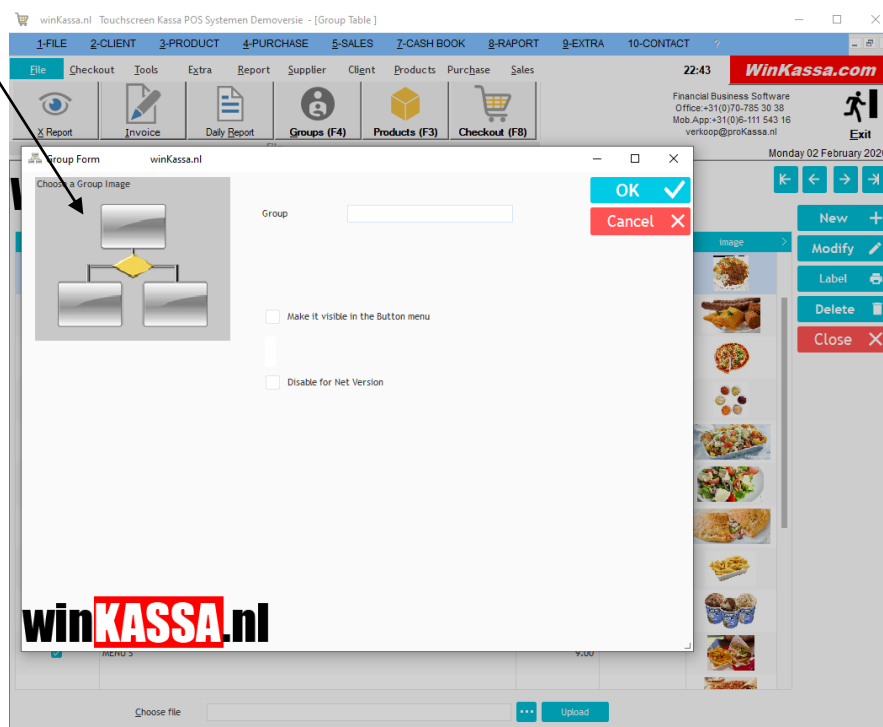
Reusable FREE version for 30 days!

POS cash register software by [ProKassa.nl](http://ProKassa.nl)

## 10. Create Product



### Groups



1. Click the **Group** button on the main screen
2. Click **New** on the right
3. Enter group details

**For products without barcodes:**

- Enable **Make visible in the button menu**

Feedback

[verkoop@proKassa.nl](mailto:verkoop@proKassa.nl)

Reusable FREE version for 30 days!

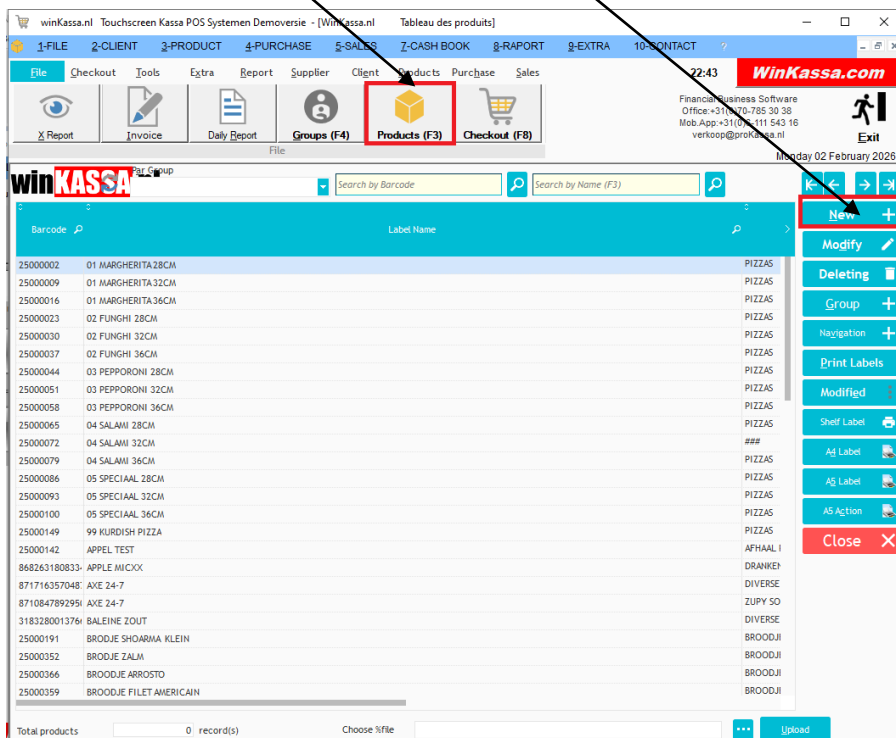
POS cash register software by [ProKassa.nl](http://ProKassa.nl)

### Add a group image:

- Click **Choose a Group Image**
- Select an image from your computer

Save using **F5** or **OK**

## 11. Product Table / Add Products



Reusable FREE version for 30 days!

POS cash register software by [ProKassa.nl](https://prokassa.nl)

The screenshot shows the WinKassa POS software interface. The top menu bar includes options like 1-FILE, 2-CLIENT, 3-PRODUCT, 4-PURCHASE, 5-SALES, 7-CASH BOOK, 8-RAPORT, 9-EXTRA, and 10-CONTACT. Below this is a toolbar with icons for Report, Invoice, Daily Report, Groups (F4), Products (F3), and Checkout (F8). The main window displays the 'Product Form' with various input fields and tabs. A red arrow points to the 'Choose a Product Image' button, and another red arrow points to the 'Sales price with TAX' field. The 'Sales price with TAX' field is highlighted with a red box. The 'Sales price with TAX' field is labeled 'Sales Price'.

1. Click **Product** on the main screen
2. Select **New**

### Product details:

- Scan the barcode (it will appear automatically).
- Enter the product name/description.
- Select the product group.
- **Choose a product image to create a button for products without a barcode.**
- Press F8 or click on "Sales Price with TAX" to enter the VAT-inclusive price.

### Bulk Import via Excel

- Import more than **50,000 products** without issues
- Contact support for assistance

**P.S. You can create dedicated groups or buttons for large-size or heavy products to make the sales process faster and easier.**

## 12. Sales Screen

Feedback

[verkoop@prokassa.nl](mailto:verkoop@prokassa.nl)

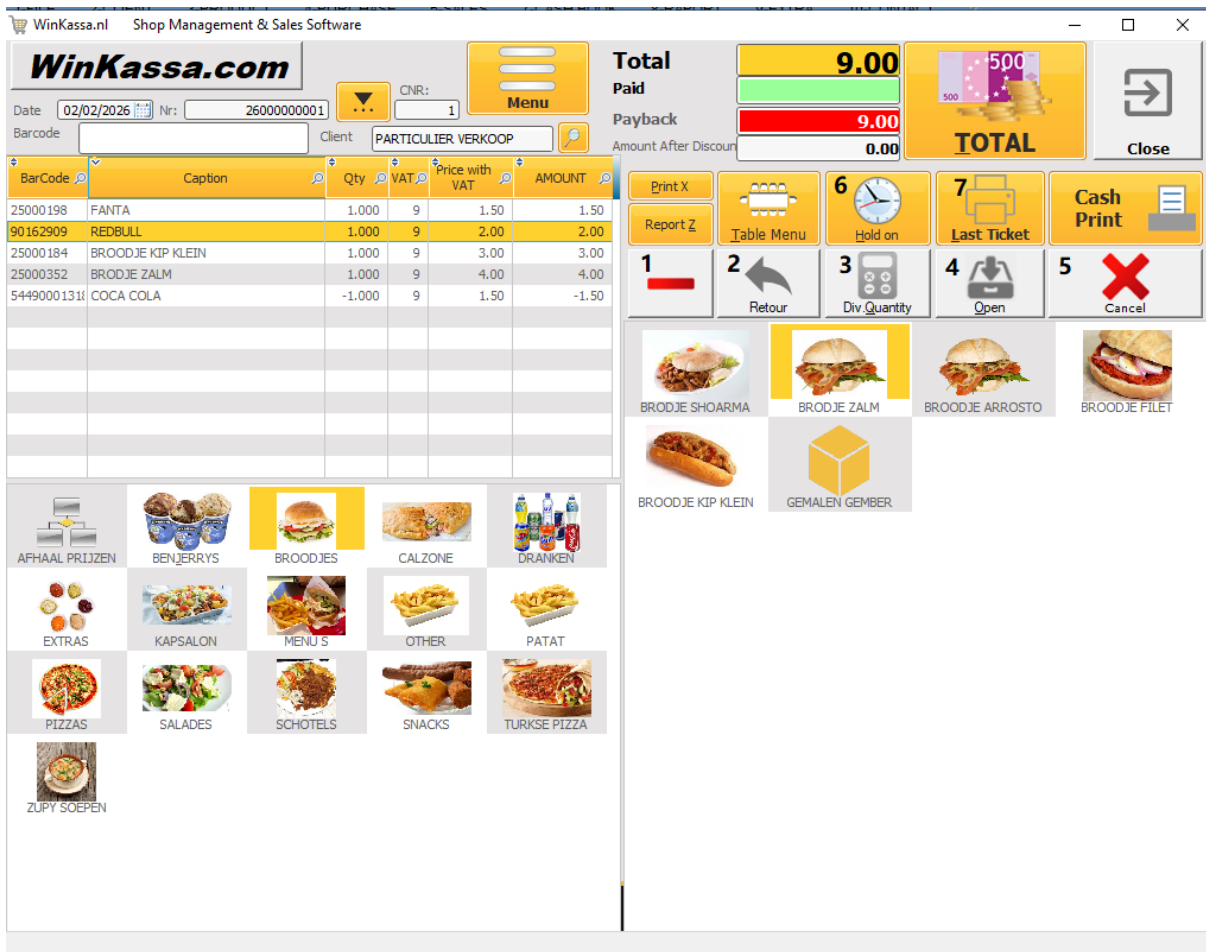
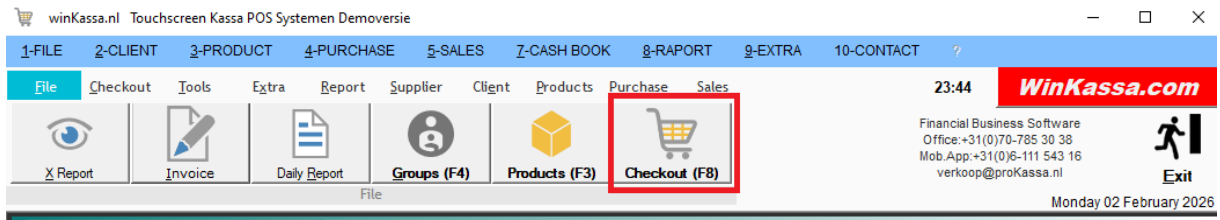
Reusable FREE version for 30 days!

POS cash register software by [ProKassa.nl](http://ProKassa.nl)

- Click the **Checkout** button to open the sales screen

## Sales Functions

- Scan barcode: Adds product to the sales list
- 1 Red (-) button: **Remove selected product**
- 2 Retour: Process product returns
- 4 OPEN: **Open cash drawer**
- 5 X Cancel: Clear sales table
- 6 Hold On: Put transaction on hold
- 7 Last Ticket: Reprint last receipt
- Total: Proceed to payment window
- **Quantity Calculator:**
  - Change quantity or price
  - Add manual products not in the system



Feedback

[verkoop@proKassa.nl](mailto:verkoop@proKassa.nl)

Reusable FREE version for 30 days!

POS cash register software by [ProKassa.nl](http://ProKassa.nl)

### 13. Payment Screen

The screenshot shows the WinKassa payment screen. At the top, the title bar reads "winKassa.nl Payment Windows". Below it, a header bar displays "WinKassa.com", "Ticket Nr : 26000000001", "Balance € 3.00", and "Total 3,00".

On the left, there is a receipt table with columns "Mode", "Total", and "Received". Below the table, there are input fields for "T.Discount %", "Discount Amou", and "Amount After Discount".

In the center, there is a numeric keypad with buttons for digits 0-9, a decimal point, and a "C" button. To the right of the keypad are buttons for "Invoice", "Sales Order", "Save", "Print", and "CASH".

On the far right, there are buttons for "VISA", "PIN", "BANK", "Gift", and "Resto Ticket".

At the bottom, there is a date display showing "13/05/2026".

- Select **Cash** or **POS/Card**
- Change is calculated automatically
- For mixed payments:
  - Enter cash amount first
  - Then select POS payment
- **CE** clears the current entry

#### Cash Button

- Use only if the customer pays the **exact amount**

Feedback

[verkoop@proKassa.nl](mailto:verkoop@proKassa.nl)

Reusable FREE version for 30 days!

POS cash register software by [ProKassa.nl](http://ProKassa.nl)

### After Payment

- **Print:** Print receipt
- **Save:** Save receipt
- **Cancel:** Return to sales screen

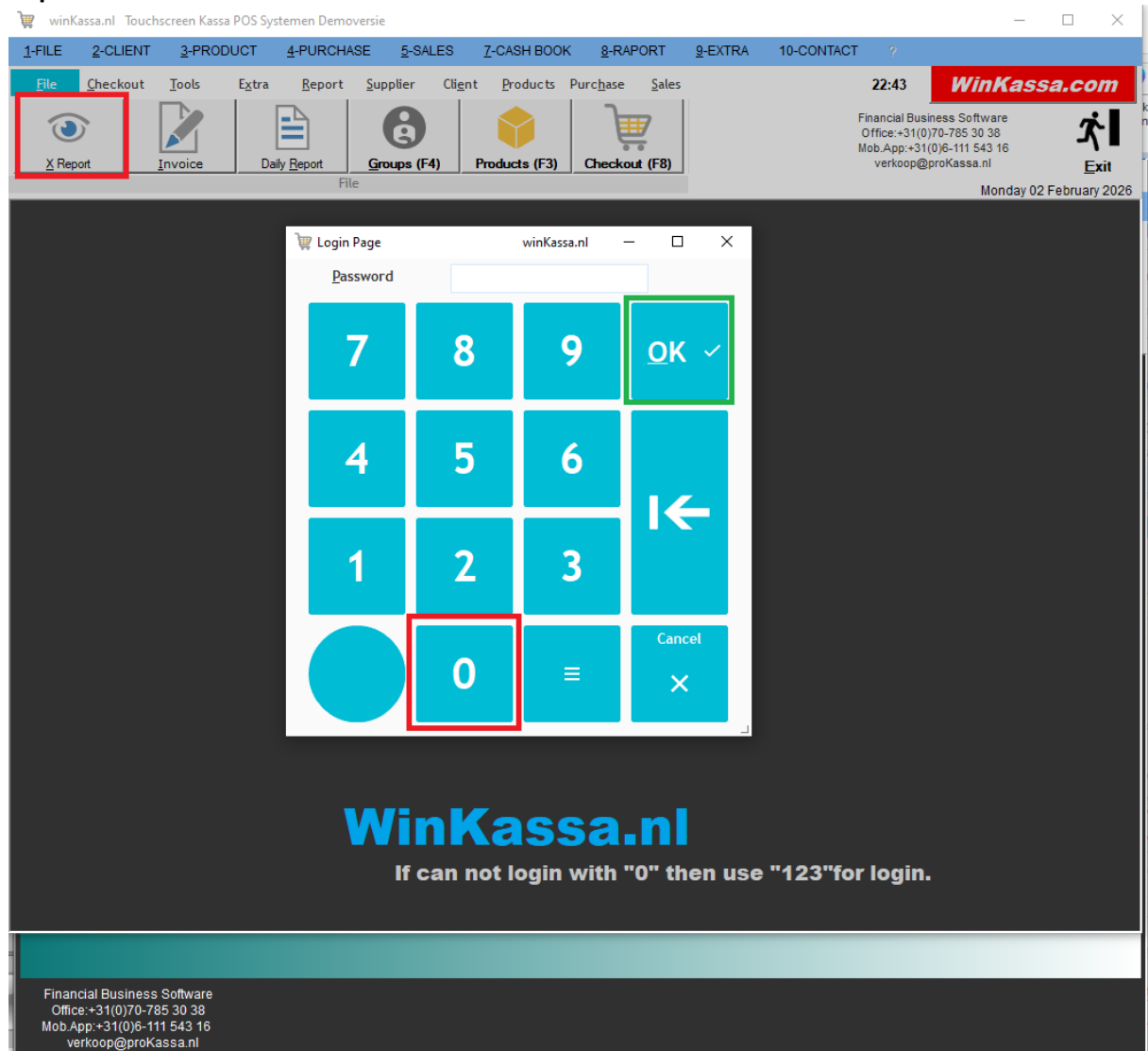
Example:

If the total is €5.20 and the customer gives €10.20:

- Enter **0.20** first
- Change returned will be **€5.00**

## 14.

### Reports



### X Report (Sales Summary)

Feedback

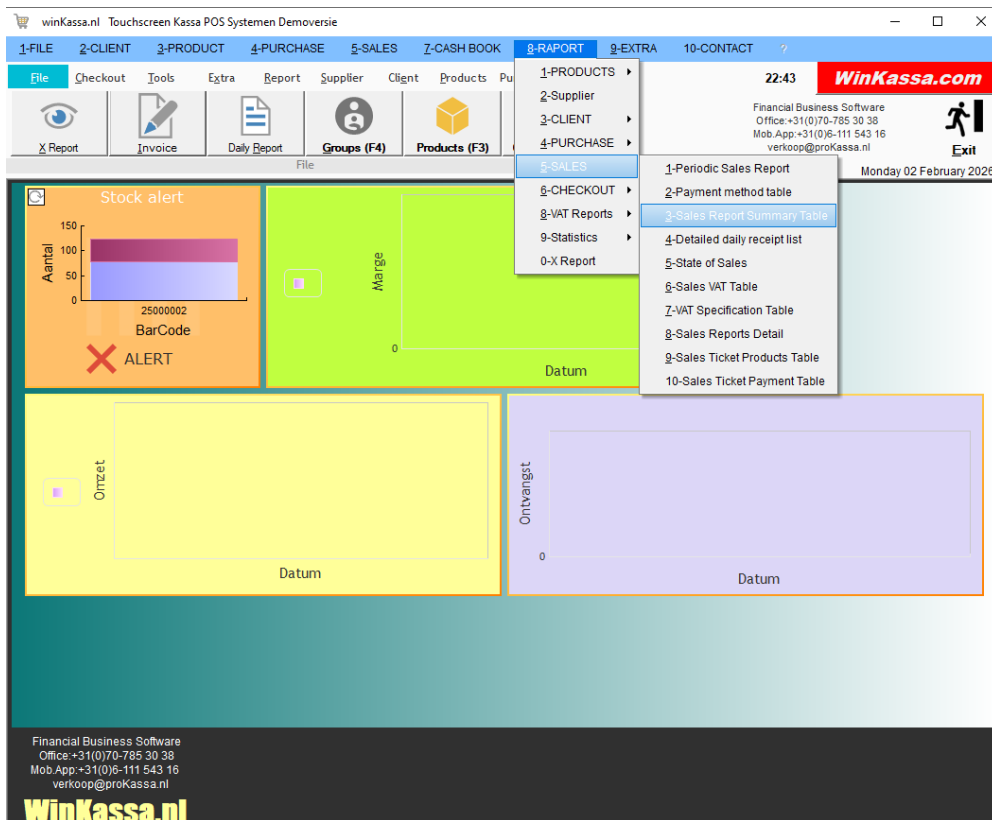
[verkoop@proKassa.nl](mailto:verkoop@proKassa.nl)

Reusable FREE version for 30 days!

POS cash register software by [ProKassa.nl](http://ProKassa.nl)

- Login code: 0 or 123

Menu path:

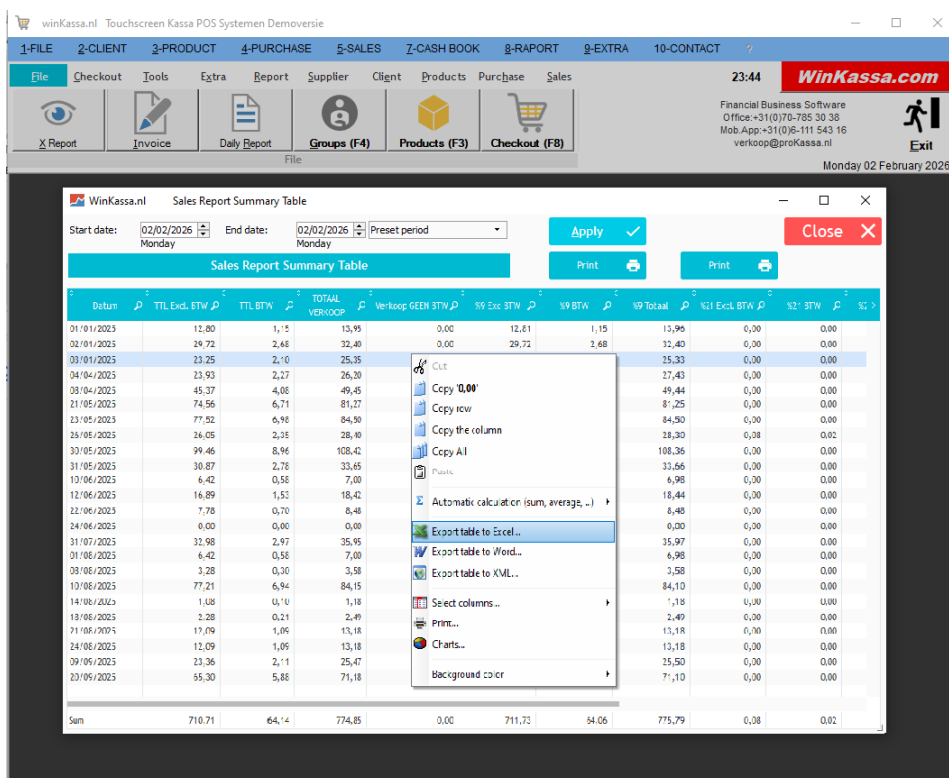
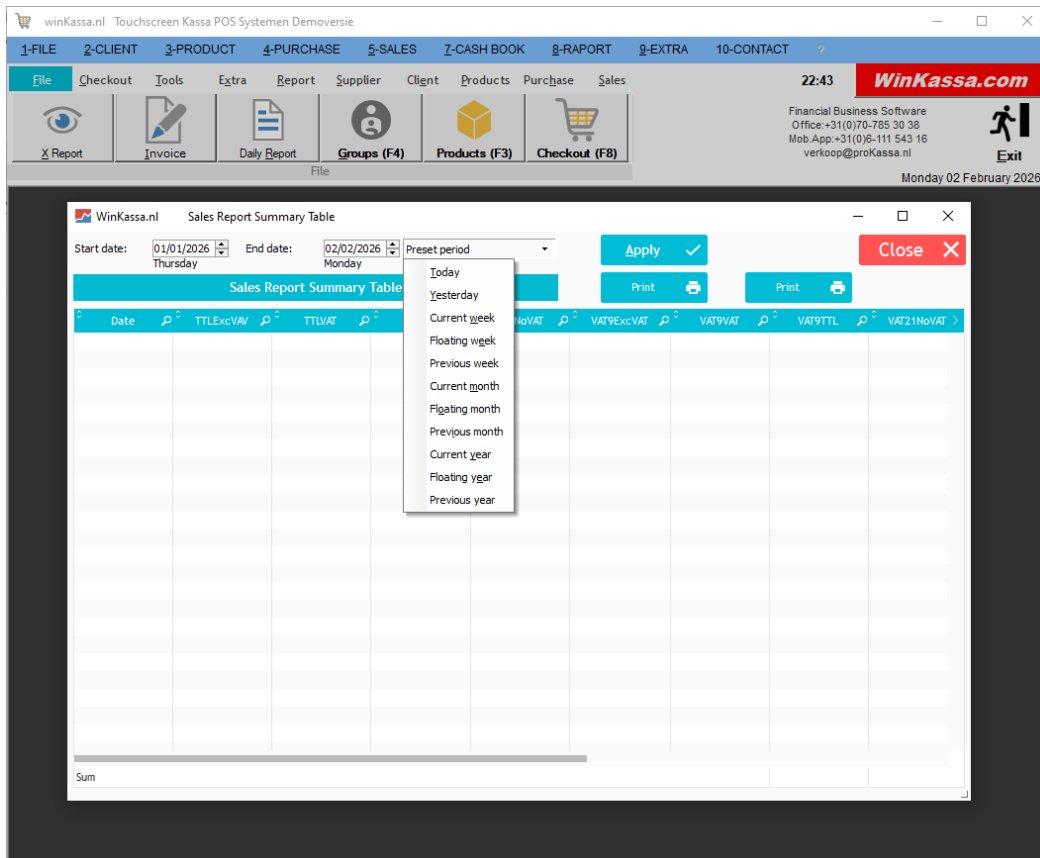


Feedback

[verkoop@proKassa.nl](mailto:verkoop@proKassa.nl)



Reusable FREE version for 30 days!  
POS cash register software by [ProKassa.nl](http://ProKassa.nl)



- 8 – Overview
- 5 – Sales
- 3 – Sales Report Summary

Feedback

[verkoop@proKassa.nl](mailto:verkoop@proKassa.nl)

Reusable FREE version for 30 days!

POS cash register software by [ProKassa.nl](http://ProKassa.nl)

Features:

- Monthly or quarterly accounting reports
- Right-click to export to **Excel**

---

**What's coming in the next version**

**BESTSELLER**

**new  
2026  
Compleet  
POS systeem  
For  
Retail Shop**



**WinKassa**  
**Your Reliable POS Supplier**  
**Retail & Horeca**

Feedback

[verkoop@proKassa.nl](mailto:verkoop@proKassa.nl)

Reusable FREE version for 30 days!

POS cash register software by [ProKassa.nl](https://prokassa.nl)

# BESTSELLER



Feedback

[verkoop@prokassa.nl](mailto:verkoop@prokassa.nl)

Reusable FREE version for 30 days!

POS cash register software by [ProKassa.nl](http://ProKassa.nl)



Feedback

[verkoop@proKassa.nl](mailto:verkoop@proKassa.nl)

Reusable FREE version for 30 days!

POS cash register software by [ProKassa.nl](http://ProKassa.nl)

# WinKassa Software met Geldwissel Automaat



**proKassa**





Reusable FREE version for 30 days!

POS cash register software by [ProKassa.nl](https://prokassa.nl)



In the next release, a new **Paid Version** will be introduced with extended professional features and advanced integrations for retail and hospitality environments.

Planned additions include:

- **Geldkluis / Geldwisselautomaat koppeling**  
Integration with external cash safes and cash exchange machines for secure and automated cash handling.
- **Zelfscan kassa (Self-Checkout / Self-Scan POS)**  
Support for self-scan checkout systems, allowing customers to scan and pay for products independently, ideal for high-volume retail stores.
- **Self Order Kiosk integratie**  
New support for self-order kiosks in horeca environments, enabling customers to place orders directly which are instantly processed in kitchen or bar workflows.
- **Paid Version (Premium Upgrade)**  
The upcoming Paid Version will unlock advanced functionalities such as enhanced reporting tools, extended hardware integrations, multi-user management, and priority support.

Feedback

[verkoop@prokassa.nl](mailto:verkoop@prokassa.nl)

Reusable FREE version for 30 days!

POS cash register software by [ProKassa.nl](https://prokassa.nl)

- **Performance and stability improvements**  
Further optimization of system speed, transaction processing, and overall reliability.

## 15. Suggestions and Advanced Versions

For suggestions or feedback, please [contact](#) us.

For large stores, multiple checkout points, and unlimited scalability:

- **WinKassa.nl**
- **WinRetail.nl**

Key features:

- European scale integration (10 brands)
- Cash drawer support
- Digital price labels
- Powerful, unlimited POS software

[verkoop@prokassa.nl](mailto:verkoop@prokassa.nl) or visit <https://prokassa.nl/>

[Tel:+31-70-7853038](tel:+31-70-7853038)